

# *Como Se Llama?*

**New Zealand Llama Association Inc**



*Winter*

*2016 Newsletter*



Welcome to the Winter newsletter.

The AGM at Tawa is over and the new committee is all ready to start the year.

The experiment to invite anyone with an interest in Camelid to the workshops was a success, with 18 members of the public paying to attend. It was a great opportunity to show them the difference between llama and alpaca, and many expressed appreciation of the programme. We hope that a few of them have been converted to the joys of llamas.

9 members attended the AGM with 6 of those coming all the way from Canterbury. It was gratifying to see how many people took the trouble to send in their votes for the committee and the motions, as this gave a good indication of the wishes of the membership.

2017 AGM – south island = 6th May 2017

The next newsletter will be following shortly, and I'm looking for contributions. Please email photos, news, etc. to: [admin@llamatrekking.co.nz](mailto:admin@llamatrekking.co.nz)

**Contents:**

**Llamas in the news**

**Lending library**

**NZLA benefits**

**AGM article**

**AGM minutes**

**Presidents report**

**Out and about**

**Volunteering**

**Llama rescue**

**Successful re-homing**

**Canterbury show**

**Geriatric llamas**

**Don't give up**

**Herbal remedies**

**Upcoming events**

**Committee**

# Llamas in the news



A Llama at Houston Zoo loves the leaf blower.

"Each morning, we clean out the stalls in the Children's Zoo with a leaf blower", zoo officials wrote. "Our llama Fiesta runs right up to the keepers so she can enjoy the breeze!" and begins rolling around in front of the leaf blower.

## Llamas On Netflix

Posted by Mink (Rod O'Riley)

on Sat 18 Jun 2016



We got this from [Animation World Network](#): "Genius Brands International, Inc. (GBI) announced that Netflix, the world's leading Internet TV network, will premiere GBI's new original preschool series, *Llama Llama*, to members worldwide in 2017. Currently in production on 15 half-hour episodes, *Llama Llama*, based on the award-winning and bestselling book series by author and illustrator **Anna Dewdney**, is led by an all-star team of creators, including Oscar-winning director **Rob Minkoff** (*The Lion King*), director **Saul Blinkoff** (*Doc McStuffins*, *Barbie's Dreamtopia*, *Winnie the Pooh*), Emmy winning writer **Joe Purdy** (*Arthur*), legendary Disney art director **Ruben Aquino** (*Frozen*, *The Lion King*, *Aladdin*, *Mulan*) and Emmy-award winning producers **Jane Startz** and **Andy Heyward**... *Llama Llama* is an animated series about childhood moments and adventures, as well as the special connections between the lead character, Llama, his parents, grandparents and best friends. *Llama Llama* tells heart-warming tales of life in a safe, friendly town seen through the eyes of Llama as he interacts with the amazing world around him." We'll keep you informed of the exact release date.

## Lending Library

Books: available for loan to NZLA members....

Alpaca a Homeopathic and Natural Approach by Tineke Verkade

Alpacas A Basic Veterinary Reference by Peter Aitken BVSc

The Waldo Chronicles - A Training Log by Gwen Ingram

Medical and Surgery of Sth American Camelids by Dr Murry Fowler

The Camelid Companion by Marty McGee-Bennett

A Guide to Raising Llamas by Gale Birutta

Evaluating a Llama Pack by Gwen Ingram

Packing with Llamas by Stanlynn Daugherty

Llama Driving by Ron Shinnick

Fundamentals of Felt Making by Patricia Spark

Caring for Llamas and Alpacas by Clare Hoffman

DVD - Click & Reward vol 2 :

Video: The Mallon Method; The Ultimate Llama Groom.

Magazine - past Como Se Llama

Contact: Jackie Middleton 03 3156152 [avalonllamas@gmail.com](mailto:avalonllamas@gmail.com)

## What do you get out of NZLA?

This is a question I hear often, so thought an answer might be helpful.

This is a small association of about 27 member spread across the whole of NZ. Because we have farms it is hard to get time away to travel any distance for events. Add to this the problem of the many uses people have for their llamas, show animals, fleece production, carting, packing, PR, paddock pets etc. and it becomes very hard to organize events and get people to them. For example, carting seminars have attracted 2-3 people, a judging clinic to enable people to evaluate the conformation of their animals again only had interest from 3 people so did not get off the ground. Attempts to get shows in the North Island have only had 1 person interested (me).

The answer appears to be that we need to have more local events, where a group of people with a common interest get together for a seminar or workshop. The NZLA can help with underwriting these events, although they are expected to be self-sustaining financially. So if you have a particular area of interest let other people know. We have an NZLA Facebook page where events can be listed, contact details for the committee are on the website and each magazine, so let us know what you are thinking. At vast expense the NZLA provides public liability insurance for events we host (needed for the Canterbury Show) this insurance extends to events hosted by members, so keep this in mind.

It also might be worthwhile noting the Objectives of the NZLA listed below. The committee does a lot of work each year maintaining these. The registry is one of our main reasons for being, and as it is free for members to register llamas you are encouraged to do this as breeding objective change and it is vital to be able to look back at the breeding records.

Judy Webby (secretary)

*\*To educate owners and interested members of the public in the needs, care and welfare of llamas.*

*\*To promote llamas and their uses as companion animals and pets.*

*\*To facilitate and encourage fun activities with llamas.*

*\*To liaise with government and other authorities on behalf of members on matters pertaining to llama ownership, care and use.*

*\*To provide a communication forum for the sharing of news, ideas and knowledge relevant to llama ownership, care and use.*

*\*To negotiate, set up and operate agencies, or other arrangements with other Camelid organisations where applicable to achieve the objectives of the association.*

*\*To encourage compliance with a code of conduct for llama ownership.*

*\*To provide a registry for the collection of information of all New Zealand llamas and for the registration of llamas.*

## 2016 AGM 7<sup>th</sup> May. Report by Judy Webby

Last year only 5 people attended the AGM (including the hosts) so this year the organising committee of Ruth Bradwell, Judy Webby, Tam Duran and Stephen Mulholland decided to have a more open programme and invite anyone interested in camelids with the objective of exposing as many people as possible to the joys of these magical creatures. Non members paid to attend while members were free. This had an encouraging response with 28 people registering to attend, many of whom traveled many hours to get there.

The original plan was to have the gathering at Ruth's but worries over maintenance issues caused a move to Stephen and Tam's. They were in the process of building a barn and the prospect of an undercover option was welcomed. The barn turned out to be a mansion with numerous meeting rooms and heating!

To offer a diverse programme, 2 different options were available in the morning. One was a spinning and dying workshop with Angela Weston, the other included Veterinary by Stephen, Fleece preparation and sorting by Marion Burgess, Breeding objectives, why have them and how to achieve them by Judy Webby, and Histogram analysis which was a panel discussion.

The groups came back together for a sumptuous lunch, the afternoon sessions included a Parade of Camelids with all fleece types of Alpaca and Llama so people could see the differences between them and discuss the various characteristics. How to think like a camelid. Obstacle and PR training.

The public then left, and the NZLA AGM was held.

I think opening the day up worked well as we had attendees who were thinking of getting camelids, but did not know the different uses of alpaca and llamas. It also gave crafts people the opportunity to get up close to the animals who provided their raw materials, and got buyers and sellers together.

Thanks to Simon, Sara, Robyn, Jacky, Lynn and Kevin for making the trip across the strait. And to Stephen and Tam for their prodigious effort to get the barn finished in time for the event, and Ruth the convenor



# AGM 2016



Sorting a fleece



Carding

## Evaluating llamas and alpacas



Obstacles



Dyeing



**Minutes of the 2016  
Annual General Meeting  
New Zealand Llama Association Inc**  
(Incorporation No: 1427864)

The 13th Annual General Meeting of the NZ Llama  
Association  
was held at 384 Takapu Rd, Takapu Valley, Wellington  
5028, at 5pm, May 7th, 2016.

- 1. Welcomed** were members Tamara Duran, Simon Gurnsey, Sara Crane, Jacky Middleton, Lynn Cole, Robyn Robinson, Judy Webby, Kevin Cole, Ruth Bradwell  
Nine members attended so quorum exceeded.

**Apologies** were received from Julie Insley, Peter Webster, Brenda McLean, Stewart McLean, Keith Payne and Graeme Butterfield.

Lynn Cole, as Vice President delegated the chairing of the meeting to Judy Webby.

- 2. Adoption of Previous Minutes:** The minutes from 2015 AGM have been previously circulated to all members and copies were made available at the AGM.

Moved; Lynn Cole

Seconded; Simon Gurnsey

Carried

- 3. Matters Arising:** The NZLA registry has now been updated and a copy of the latest version provided by Julie will be added to the website

- 4. Correspondence:** Secretary's correspondence file was made available for review and inspected. Questions were taken.

Moved; Ruth Bradwell

Seconded; Sara Crane

Carried



## 5. Discussion and Adoption of the Treasurer's Report.

Financial statements were available at the meeting, in the correspondence file and had been circulated prior to the meeting. Audited financial statements will be circulated to members, when completed. Treasurer gave a verbal report, the closing balance is \$6,212.06

Moved; Jacky Middleton

Seconded; Robyn Robinson Carried

## 6. Discussion and Adoption of the President's Report.

This was presented at the AGM and will be distributed with the minutes.

Moved; Sara Crane

Seconded; Tamara Duran Carried

## 7. Motions:

**Motion1:** That section 1 (b) Types of membership of the rules dated 1st May 2004 be amended as follows: That life member be added.

Proposed by Judy Webby, seconded by Ruth Bradwell. Carried

**Motion2:** From 3 (c) Quorum

A quorum is required before a meeting can conduct the business of the association. Quorums are as follows:  
The Annual General - 10% +1 members with voting rights.  
Special General Meetings - 10% +1 members with voting rights.  
Committee Meetings 5 committee members.

To 3 (c) Quorum

A quorum is required before a meeting can conduct the business of the association. Quorums are as follows: The Annual General - 10% +1 members with voting rights. Special General Meetings - 10% +1 members with voting rights . Committee Meetings 4 committee members.

Proposed by Julie Insley. Seconded by Peter Webster.

**Discussion points,** it is hard to achieve a quorum, with a small committee, if someone is abroad, unavailable or sick.

Carried

**Motion3:** In relation to (4) Officers, a motion has been lodged to add the position of Registry manager to the list of officers so, the list currently specifies positions of President, Vice President, Treasurer and Secretary.

Proposed by Julie Insley. Seconded Peter Webster.

**Discussion points,** It may be an advantage to have the position, so that people know who to approach when they want to register llamas, it is an important role and justifies the recognition. However the role could be carried out by someone outside of the committee and to create the position would prevent this possibility.

Lost

**Motion 4:** That the wording of the Rules dated 1st May 2004 be changed from; To promote llama and their uses as companion animals and pets.

To; To promote llama and their uses as working and companion animals and pets.

Proposed by Judy Webby. Seconded Ruth Bradwell

Carried with a small grammatical change agreed by the members present.

To; To promote llama and their uses as working and companion animals, and pets.

### **Voting on Executive Officers of the 2016-17 committee.**

There was robust and lengthy discussion regarding process, in relation to nominations, occasioned due to the glitches which occurred this year, due to old e-mail addresses being on the members list. Various methods to avoid this were put forward, including people being able to update their information, and so keep an up to date members list on the website. It was noted that members so affected by the lack of notification could be subsequently co-opted on to the committee, by agreement. It was suggested that it would be helpful to have a calendar of the year' dates, at the beginning of each year.

## **1. Formal confirmation of 2016-17 NZLA committee.**

President; Brenda McLean

Vice President; Peter Webster

Secretary and Treasurer; Judy Webby

Committee Member; Ruth Bradwell

Committee Member; Julie Insley

Moved that the members be elected to the positions they had indicated they would stand for; Jacky Middleton

Seconded; Sara Crane

Carried unanimously

## **1. Future Membership Subscription, AGM Dates:**

Subscriptions will remain unchanged.

NZLA AGM will be Saturday May 6th.

The venue will be in South Island, the site will be announced in due course.

Moved; Judy Webby

Seconded; Ruth Bradwell

Carried

## **2. Any Other Business.**

Change of signatories for cheques; In order to change the signatories, the bank requires a copy of the AGM minutes. Signatories were agreed to be; Judy Webby, Ruth Bradwell and Brenda McLean and with Jacky Middleton removed.

Carried

Late nomination for the committee; covered under 'voting on executive officers'

Discussion paper for 2016 NZLA AGM, Regarding the form of llama shows in New Zealand.

Keith has had discussion with RAS regarding the 2016 show, they agreed that as long as there were llamas present on the Friday, a two day event is acceptable. There was discussion of the practicalities in relation to this year's show. Lynn Cole offered to be an "understudy", to support Keith Payne in his role as convener. The feeling of the exhibitors attending that a 3 day show was necessary

In relation to 1 day shows being held to give people an option if they could not commit to the 2-3 days and herd TB testing required for Canterbury, Jacky Middleton suggested her local Amuri show as a good option

It was acknowledged that in relation to the 2015 show, Jacky Middleton had made a generous donation of ten scarves, valued at \$500, which the recipients, overseas judges, were most pleased to accept.

The NZLA magazine was discussed at length. Lynn was thanked for her time consuming and hard work, in producing it.

It was agreed that it will continue to be in an electronic format. However it may take a different form, such as articles published monthly and being collated into an annual magazine at the year end. Lynn agreed to continue to produce the magazine, until further thought, consultation and debate can go into its future. Lynn expressed that getting people to write articles is hard.

## NZLA Treasurers Report 2016

At the beginning of the financial year the bank account balance brought forward totalled \$5479.78. The closing balance at year end was \$6212.06.

The main income was via membership subscription of \$1873.00 and advertising in the NZLA magazine of \$456.00. The committee offered a discount to members to encourage early subscription. The initiative successfully renewed 24 memberships in April with a further two rejoining later in the year and two new members joining in the New Year. Thus NZLA had a membership of 28 which was down ten members from the previous year. Notably, members were rejoining as single rather than family membership and as associates rather than full members. Income totalled \$2637.09.

Cont ...

Outgoings recorded the usual costs of Insurance, AGM expenses, website maintenance, A&P Show expenses, stationery, and calendar giveaways to new members. New costs were postcard advertising and Trademe advertising. The new paperless magazine has saved on printing and postage costs. Expenditure totaled \$1948.81.

The Llama Rescue Fund raised \$270.75 from the Canterbury A&P Show Auction and 'The Littlest Llama' book sales. As the Fund records have not been documented separately in the past it is estimated that the balance remains at \$2000 which is included in the bank account balance.

Birthday calendars total 56 with the potential of earning \$1008.

Assets recorded in the past have now depreciated to a zero balance.

Please note that the Financial Statement has been sent for audit but has not been verified by our accountant as at the date of this report.

Jacky Middleton  
Treasurer NZLA  
5 May 2016



## **President's Report AGM 2016**

May 7th 2016

Welcome to our 13th Annual General Meeting. Thank you to our hosts Stephen and Tamara for the use of their property and facilities. Also the organisers Ruth Bradwell and Judy Webby for putting on such a full programme and to all of you who made the effort to travel so far.

The past year has been somewhat disrupted and disorganised, and I take the blame for that for not fulfilling my role effectively as the Acting Pres. I'd like to thank the 15/16 committee for the work they have put into this voluntary organisation, it all eats into family/business/animal time and I know I struggle to find that much spare time in a day.

The Show is no doubt the highlight of many Members year, and a huge thank you goes to Lynn Cole as convener for making the 2015 Canterbury Show such a success. It is a huge undertaking especially when you are trying to run your own business and train your own llamas simultaneously. It was good to see Terry Spekrijse, back judging this year, I am sure you all gave him a thank you at the time, but we are all painfully aware how difficult it is to secure a judge, so we better be nice to the ones we do find. Keith Payne will be convening 2016, so offer your support and everyone can look forward to another successful show.

Another of Lynn and Kevin Cole's contributions this year has been the online magazines, first the Spring/Summer version in January and then the Autumn in April. This is another time-consuming and frustrating job which they deserve a huge round of applause for.

It was the year for ups and downs for the website, It was hijacked earlier in the year and totally ruined, Simon has been putting it back together. I still believe this is one of our biggest assets and needs to be active and updated regularly and promoted through the Internet and media. We also need to use social media such as Facebook to do more promoting of NZLA and llamas in general.

There are now 2506 Llamas on the Registry of which 840 are listed, which means that the llamas themselves have not been registered, but the information has been collected from registered llamas details. This leaves 1666 registered, of which 1381 have not been reported as deceased. I have attached updated 2016 alphabetical and numerical lists.

My hopes for this year is that our Association gets itself better organised, gets more membership involved and we work on promoting llamas and their uses and benefits together.

Yours Sincerely,  
Julie Insley. Acting NZLA President



Veterinary talks on camelids at the AGM

Hi Everyone,

I hope you all had the lovely weather that we had down South over the long weekend. Its great to see the sunshine again after all the rain.

The new committee held its first meeting on Tuesday 24 May. It was a computer group meeting, a first for many of us. You will all have received a copy of the minutes from the meeting. If you have any questions, or if there is anything you would like to comment on or bring up, please don't hesitate to contact Judy or myself. The next meeting is scheduled for 5 July, so if there is anything you would like to add to the agenda, please let Judy know as soon as possible.

You will have seen in the minutes of the meeting that a new show/workshop sub committee has been set up with Keith Payne as the Chairman. Keith has some exciting ideas for both showing llamas and for workshops., and details of events will be circulated once they are finalised. Meanwhile, if you are interested in hosting an event on your farm/property, please contact Keith with your details and ideas.

You will also have received notice of the generous offer Keith has made regarding fibre testing. I would encourage as many of you as possible to consider testing your llama fibre.

Lynn has kindly agreed to carry on with the Llama magazine, not an easy task. We all have interesting things happen on our farms from time to time, and many of us enjoy taking photos. If each of us sent in 1 item, it would greatly help Lynn with the magazine. I know she would appreciate it if you would send her your photos, articles and stories.

You will have noticed in the minutes of the meeting, that Julie has worked very hard to have the llama registry finished. This was a huge job, involving many hours of voluntary work on her part. I'd like to take this opportunity to thank her, on your behalf, for all of her hard work.

It has been noticed for some time that the membership of the NZLA has been falling. This is not unique to NZLA, but a problem that affects many organisations. Your committee would appreciate any suggestions you might have on how we can all work together to reverse this trend.

From time to time we all hear of llamas in need of help. There is the llama rescue fund, and many of us have rescue animals on our farms. However often animals in need of rescue need immediate help/rehoming.

It would be great if we could set up a register/network of llama owners throughout NZ who would be prepared to offer emergency homes (short, medium or long term) for rescue animals. Transporting these animals is also often a problem, so it would be great if we could add contact details of people who would be prepared to help with transport.

If you are interested in being involved with this, we would love to hear from you.

Currently there are 11 llamas of mixed age/sex in the Wairarapa who are looking for homes by the end of June. If you are interested in any of these animals, could offer them temporary homes, or know of anyone who might be interested in them, please contact Judy.

If any of you are visiting Otago, please email or phone me and call in and have a cup of tea/coffee with Stewart and me.

Regards  
Brenda McLean  
President

# Out and about with llamas



This was taken at our place down in Palmerston North, but these girls are now back up at our farm in Hamilton, Hillview Camelids.

Corey Regnerus & James Kell



# Daffodil day

## Volunteering Your Llamas

by Julie Insley

New Zealand has just celebrated National Volunteer Week, which ran in late June.

Although a lack of time is the most commonly cited reason why people don't volunteer, what if you could combine your love of llama too? Not only do you receive the various benefits of volunteering but also the opportunity to showcase your llamas and llama skills.

So, you are interested in becoming a volunteer and helping in your communities? Volunteering is any activity that involves putting your unpaid time, energy and skills for the greater good. And there are benefits for you and your llama, such as learning new skills, gaining knowledge and experience, or developing existing skills, knowledge and experience. You could find a new passion, meet new people and contribute to a good cause and even make an invaluable difference. Although I have always found the best benefit is we have fun and meet such lovely people!



Your volunteering can create positive change on many fronts, be it in health, education, sports and recreation, social services, arts and culture, emergency services, the environment and conservation, animal welfare, the list is quite possibly endless.

When you volunteer will depend on your available time, but to find a role for you and your llamas, ask friends or family and ask around and see what group may need some help. You can also contact your regional volunteer centre, either in person, by phone or via their website or through a volunteering website, like SEEK Volunteer.

Over the last 20 years, Rangemore llamas have done a fair share of volunteering to worthy causes, school fundraisers, SPCA, resthome pet day visits, cleanup NZ, but one of our favourites is the annual Daffodil Day run by the Cancer Society.

The next Cancer Society Daffodil Day fundraising is on the 26th August. How about giving your local branch a ring? See if you and your llama/s can be a part of it. Don't forget those media photo opportunities that will come your way, it all helps towards promoting llamas in a positive light.



# The Llama rescue team are at it again

**Wairarapa Rescue llamas. 10/07/16**

On 25<sup>th</sup> May, NZLA received a message from the website regarding 13 llamas that needed to be re-homed as their farm was sold and needed to be vacated by 30<sup>th</sup> June. The owner was unsure of age and gender, but said there must be a male as they had offspring!

The only information on their background was that the previous owner had got them from the upper South Island about 6 years ago and they stayed with the property when the new owners took over 4 years ago. After extensive enquiries we have been unable to establish where they came from. When the 1<sup>st</sup> cria were born they gelded the male called Kauri, but did not separate the male offspring with the inevitable result. Some of the adults were exceedingly woolly in spite of assurances that they had been shorn within the last 2 years. One female (Coco) is a self shedder so had coped much better with the lack of attention.

I photographed them and put a notice on the NZLA facebook page, plus sent an email to past and current members. A response was received from James Kell and Corey Regnerus and a meeting booked for the next Sunday when I would take my float over. Corey is a vet student nearly out of his time, so a very valuable resource. They bought their associate Oliver and between us we dagged, evaluated and sexed them all. They had a body score of 4-5 with 1 female closer to 3. The mix was as follows

- 4 mature females
- 3 female yearlings
- 3 female cria aged 4-6 months.
- 1 male cria 4-6 months
- 1 gelding approx 9 years old
- 1 entire male of approx 3 years, with a badly undershot jaw.

Father of the cria and probably the yearlings.



On the health side, the gelding and one old female had what looked like at least 4 years fleece on them, although the owner thought they had all been shorn 2 years ago. The old female was daggy with faeces and urine which had formed a lump and burnt the skin, this was removed and the skin treated. She had a yearling cria but not one this year, probably because the fleece was acting as a chastity belt!

One yearling had a damaged eye, possibly ulcerated and was blind in that eye. Cory will evaluate further



One cria had badly deformed ankles, surgery to fix would be extensive, take about 6 weeks for each leg and cost about \$5000 per leg, so it was not viable to put her though that. Corey undertook to put her down humanely and treat the blind girl.


The lack of ADE pre and post natal is probably what caused the distortion to the forelegs on the girl and also on one back leg of boy I have, although he is not so bad

One female youngster had a crooked tail, but Corey thought the spine was OK, so it might just be due to a paddock injury

One young female had a 2 metre length of #8 wire around her neck which was well imbedded in the fleece, another had a length of electric tape in the fleece



Sofaman  
After a  
Hair cut



Shedding  
llama

3 of the older ones allowed me to put a halter on them although the reaction to being led was mixed!

We loaded the female I was taking and her cria, plus a brown female and yearling for James and Corey, I delivered theirs to Bunnythorpe.

But this left 8 llamas to home. I put a message up on the Lifestyle Block Facebook pages and on my own Camelid Companions page. This bought a response from a friend of mine in Otaki who has 11 alpaca and 1 llama, plus Alex Jermunson who came to the AGM weekend. Di took the huge female and the youngster with a crooked tail. James and Corey took one more female, plus the one to be put down and the blind girl. I delivered James and Corey's to Bunnythorpe and Di's to Otaki. It was a very full float!



Alex and Mike went over the following weekend and picked up the remaining 4. They will keep the 2 girls and will take care of the boys until after the young male is castrated. they have found a local home for the 2 boys.

Corey took blood from their girls and mine, they are all pregnant which is unfortunate as the young male is not of breeding quality. Last weekend Di and I used Fiskars to shear the big girl so we could leave a reasonable length of fleece on her for winter. Alex and Mike scissored a lot of fleece off the gelding Kauri, now renamed Sofaman, before they loaded him, and today I went down to their place and helped them get a bit more off them. All the adults have been halter trained at some stage which made the task a lot easier.

Although the owners loved their llama and were very sad to see them go, they only inherited them, they never made the decision to get llamas. The situation illustrates the need for continued education, as many people research with Google which often leads them to believe that their llamas don't need shearing as "they are not shorn in the wild". This is certainly true of pure-bred llama, but not the heavy fleeced variety which is more common in NZ.

It was wonderful that the owners contacted NZLA rather than just putting them up on TradeMe for whatever they could get for them as it is unlikely that the 2 very woolly ones would have made it through another summer. the big girl's fleece measured at 12 inches long!!!!

Thank -you very much to James and Cory, Alex and Mike and Di for your help with this rescue, and to Riverbank Vets in Otaki for their very reasonable bill to castrate the young male.

Judy Webby





# Another successful re-homing



Keith Payne from Big Ears Llama Ranch, Tony from Hanmer Llamas and Lynn from Kaikoura Llama Trekking took a whirlwind trip to Queenstown to see some llamas requiring re-homing. Keith was hoping there would be some nice girls there that he could add to his breeding program.

They were running wild on a massive station in 500 acre paddocks. Well, did we have our work cut out !! After running up and down hills, four 4wd vehicles a quad bike and 3 on foot with a huge rope, we eventually got most of them into the buffalo yards 3 hours later.







"End result was Keith bringing some girls back while the boys proved impossible to round up.

After a long and tiring trip back to Cheviot, Keith reports that the girls are extremely nervous but settling. It will be

heartening to see the difference in these llamas after a few months of expert handling and building trust." (words from Hamner llamas)

The next day Keith reported - The light brown girl jumped out during the night, "I moved the others over, dropped the top 4 wires, she jumped back and I added another wire on top, so i think it should hold her now. Brought my girls down and they all got along quite well. I'll keep the new girls here until tomorrow and then try to push them up with the others. They are terrified of all the dogs, even Charlie! The little girl is not suckling any of the adults and I fear we may have left her mom behind, or her mom was not there for some reason, don't know".

And then ..... Keith reports that the cria is drinking from the spotty girl, so we did get the mother after all.



A week later Keith reports...“They are coming around very quickly, becoming part of the herd and losing their fear of the dogs and myself very quickly. I think they are liking it here!”

# *Happy Ending*

In mid February Penny Stevenson contacted the NZLA, for help to re-home her much loved herd of intact male llamas. These were some of her words;

"Not sure of other areas of the country, but there are people here in Marlborough who are slaughtering camelid for meat. This is not an outcome for my boys. Neither is being let go in scrub and left to fend for themselves. Hence, no advertising on Trade Me. I will put these boys down via the vet, rather than risk them ending up as others have locally here. Added to that these boys are intact, and as such cannot be moved onto pets for non camelid owners who may not respect the correct way to handle an intact llama.

Our llamas have always had veterinary care through their time with us. They are drenched and vaccinated six monthly, and we have the vet check them over during that process. They are given AD&E regularly and we have had no health issues with them. We believe in keeping males in a herd, so our boys all run together despite them being intact. There is the odd argey bargey, a ripped ear here and there, but overall, they are a well rounded, well mannered group of boys! None of the boys have ever seen a female during their growing up! I didn't want the dynamics of that on the farm, so despite requests from local llama owners, I have never studded them out. That said, I do think a couple of the boys may be stud potential, MOJO and HURRICANE and possibly CHICO. Not amazing conformation wise, but not bad either, and these guys come from good lines back to Bencarri etc and some of the classics like Mr Chile, Katrina (Katie), Mocha etc. Packing wise I am no expert, but feel these boys have good strong structure and pleasant dispositions."

I think that those heartfelt words demonstrate the attitude of a caring and responsible companion animal/pet owner.

They were 're-homed' within two weeks or so, even if not collected until circumstances allowed.

So here is a reminder of who her animals were and details of who and where they were re-homed to;


Hi Everyone.

Just an update on the outcome of my quest for homes for the boys. I just want to say thank you so much to everyone for the offers of homes, and also the emails supporting Kev and I in this task. It has been heartening to have your support, thank you. I caught up with some past friends along the way from way back, so it was great. And thanks to the Association. A week after the email sent, the boys were tentatively homed, and now two weeks in and they have confirmed homes. Amazing result so thank you so much. I thought I should let you know the outcome. Brief notes written under each animal for your information.



Jose, and four of his friends, are going to live in paradise in Robin Hood Bay in the Marlborough Sounds. Mara and John are providing a home - an amazing home! The boys will sit under trees and watch the ocean roll in to the western shores of the top of the south island. He will be close by for us to go visit also, which is a real bonus.

And yes.....Chico is accompanying his best mate Jose, and together they will get some weight off running around the hills of Robin Hood Bay.




Off to Robin Hood Bay with the other lucky boys. He will adore the countryside there, the hills and the bush. As a bit of a loner, he will love exploring the area. Couldn't ask for a better place for him to be.



JOEY

So grateful to Mara and John for taking five of my boys, and in particular this younger pair. I was worried about splitting these guys up, so they too get to holiday camp at Robin Hood Bay.



DIGBY



My best mate (sob sob) Mojo is heading off to Palmerston North to Corey and James where he gets to not only take his best pal with him, he gets to meet girls. This will please him immensely, and is well deserving of this wonderful llama. I know Corey and James will get great delight from this guy, he is everything a llama should be.

## KAOS

And yes.....its Kaos - that's the best pal of Mojo. He too is heading to Corey and James's place, not sure if he will get a chance to do anything with the girls, but will sure get a chance to look. I am so pleased that Corey and James chose him to accompany Mojo, they really are best mates and have been since very young, this is a wonderful outcome - I am very grateful to them.



Last but certainly not least, Bluey. He is going to Lynn in Kaikoura, where he will be trained to trek. I pointed out he might be good at that, and I am sure will give Lynn's clients a wonderful experience with his sense of humour and antics. Great outcome for him, thank you Lynn.



So thanks again to everyone who offered homes, help, contacts, and support. A really successful outcome, and a great big thanks to those who will shortly be welcoming these boys of ours, I hope they give you all the years of enjoyment they have given us.

Kind regards to all, Penny and Kevin

# Canterbury show

**9 / 10 / 11 Nov 2016**

Bigger and better than ever for 2016. You will notice some important changes when you receive this year's Schedule of Classes :

- Wednesday, the first day has become a display day for a few llamas, llama craft and practical demonstrations ( spinning, weaving, shearing, etc. ) organised by the NZLA;

- Thursday will be the first day of judging with Walking Fleece, Conformation, Craft and Junior Handling classes;

- Friday will be time for the three Performance classes;

- Please read the A & P Rules and Regulations section carefully and you will notice there is **no** mention of **TB testing** nor is there any longer a requirement for you to have your llamas penned for the full three days of the Show;

- It is important that we arrange to have llamas on site for the public to view for each of the three days, however you will have the option to just have your llamas on site for one, two or three days as it may suit you and your llamas.

These changes are significant and will make it so much easier for members to display and compete with their llamas, enjoy the company of many other llamas owners and we can really make a strong llama statement this year! It will save members considerable time and financial expense as well as being far, far, far less stressful for members and llamas alike!

So we would love your support this year, if you haven't shown before... no problem, we are here to help.. Call Keith 033198522 for advice or any questions you may have.

Been out of showing for a while...come back and have another go.



# Llama Beans

To us llama folk, we all know that llama beans are

**little coffee bean shaped pieces of Poo**

Well now you can buy it roasted !

Actually - I'm joking - this is real coffee :-)



**ORGANIC SPECIALTY COFFEE BEANS**

**Medium Roast**  
Vibrant, soft sweet plum notes, short caramel finish.  
PLANTATION: San Ignacio, Alt 1750m, cupping score 84  
BEST WITH: plunger, filter, pour over

**Dark Roast**  
Full bold flavour, molasses and bittersweet chocolate, smooth lingering finish.  
PLANTATION: San Ignacio, Alt 1750m, cupping score 84  
BEST WITH: Espresso, stovetop, plunger

**Wellbeing Roast**  
Bright and lively with a darker chocolate finish: More Antioxidants!  
PLANTATION: San Ignacio, Alt 1750m, cupping score 84  
BEST WITH: suits all brew types

**Viva Espresso**  
Intense honey, citrus and molasses on a darker base.  
PLANTATION: San Ignacio, Alt 1750m, cupping score 84  
BEST WITH: Espresso, stovetop

**THREE LLAMAS**  
Northern Peru. Some of the finest coffees in Peru come from this  
flavours and aromas. To find out more visit [www.threellamascoffee.com](http://www.threellamascoffee.com)



# **Geriatric Llamas**

**by Stephen Mulholland, Ph.D. For the Camelid Health Trust  
www.camelidhealth.org**

Not everyone keeps llamas for purely commercial purposes, for many of us they are treasured pets and companions. As such, we want them to have the longest, and best, lives possible.

As llamas get older some of their care needs change, and this article tries to address some of the issues for keeping your older animals happy and healthy. The ease with which this can be done is affected by both your herd size, and by how easily your animal can be handled. The better your knowledge of what is “normal” for your llama, the more likely you are to catch problems when they are still small and manageable.

When is an llama “old”?

Llamas (and alpacas) are considered “aged” when they hit 12 years old. (As per Chapter 11 of Llama and Alpaca Care – Medicine, Surgery, Reproduction, Nutrition and Herd Health. This is an excellent book full of the latest veterinary knowledge of camelids. I reference it often.) But as anyone who owns camelids knows, animals in their teens vary widely in their health, vigor and apparent age. There are some female alpacas that can still successfully reproduce and nurse into their early 20's, while others struggle to maintain weight at age 12. Deciding when an animal has transition from “aged” to “old” is a matter of observation and understanding the specific needs of individual animals.

Llamas and alpacas can be expected to live into their 20's with a bit of luck, care, and good management. A 15 to 20 year life span is more typical currently in New Zealand. The oldest alpaca we have ever had died at age 24 and 4 months, our oldest llama died at age 20. The oldest camelid I know of in New Zealand was an alpaca that lived to be about 29. But of course those animals were born when we knew much less about camelids, and it is possible that the cria being born today might have different lifespans (and only time will tell if modern management practices result in longer or shorter lifespans than the practices of two decades ago).

Why do camelids vary so widely in their health in their later years? We don't know the whole story, but it is likely influenced by factors of genetics, their start in life, what they were exposed to in their early years, and how demanding a life they have led.

Common problems with older animals:

## **Nutrition and Supplements**

Good nutrition is vital for maintaining the health and body condition of older animals. Older animals can have trouble getting sufficient food from grazing, either due to mobility issues or decreasing ability to eat and chew effectively. It is also possible that an older animal has a decreased ability to absorb nutrients; this could be due to parasite-inflicted damage inflicted upon the intestinal walls years earlier. Issues can arise with older animals purchased as adults, as you have no idea what health problems they had in their youth, and the impact these could have on their health in their later years.

When offering supplements it is important that you ensure the older animals get what they need without socially excluding them. Younger, pushier animals may try and monopolize the tasty extra feed, not leaving enough for the less dominant animals. (That being said, in our experience the older animals are often some of the most dominant, though your experience may be quite different from ours.) If your herd size is small enough, separating animals and feeding each their own quantity works well, but this is not always practical depending on your herd and farm setup. It may be more efficient to separate your herd into “compatible” groups at feeding time to ensure everyone gets their fair (and required) share. Note- when feeding supplements always consider the need to maintain a balanced diet. Talk to your vet about what options would work best in your circumstances.

One easy trick is to provide twice as much supplementary feed every other day. The dominant animals can only eat so much, and will eventually wander away leaving the lower-social orders to eat their hay-nuts-chaff or other feed in peace. This can also be easier than trying to separate the older animals at every feeding session. Some feed, particularly grain-based, can be dangerous if consumed in too large a quantity, so again talking to your vet is a good idea.



## **Teeth**

Camelid teeth grow throughout the lifetime of the animal. Ideally the growth rate of the teeth matches the wear from eating grass, hay and other woody materials. As time passes, the chances of problems with the teeth increases.

Incisors – These front teeth are used to tear the grass. In some older llamas they can become so worn down that they cannot eat effectively. While the worn teeth cannot themselves be corrected, the animal can be provided 'easily to eat' feed in the form of very long and lush grass, hay, dried lucerne chaff, or processed “alpaca nuts” to help them get sufficient nutrition.

Molars – These teeth are at the back of the mouth are used during “cud chewing”, the rumination that helps to grind down the plant material for better digestion in the rumen. They can wear unevenly over time, and develop sharp edges that cut the insides of the gums, or they can wear into a shape that prevents easy and efficient chewing.

Many llamas and alpacas will show signs if they are having trouble with their teeth. “Quidding” - hold a large wad of material in one cheek all the time – is a way they try to keep their tender gums away from sharp teeth. An animal that is dribbling out food while eating may also have a dentition issue.

Older teeth are also more susceptible to breaks, abscesses, or tooth loss. Problems with molars can often be addressed by a veterinarian trained in dentistry (usually equine dentistry). If you think your camelid may be having trouble chewing their food, talk to your vet.

## **Fleece and Temperature Regulation**

Fleece grows more slowly as an animal ages, and this can affect how you manage their temperature through summer and winter. You have to look at your own circumstances (location, climate, farm facilities) and determine if heat or cold stress plays the greater danger. Older animals can be more vulnerable to both heat and cold, so extra provisions for shade and cooling in summer will have to go along with shelter and warmth in winter.

How often and how closely an animal is shorn will play a large role in their health during their later years. An animal only growing 20 to 30 mm of fleece each year may only need to be shorn every second or third year. If that animal lived in a place with particularly harsh winters, then “shearing” might only involve roughly clipping back the over-long fiber while leaving a considerable amount (20+ mm) on the animal. Yes, your llama will likely look quite ragged after such a trim, but they will be very appreciative of the extra fleece when the cold winter winds start blowing!

Other solutions can include acclimatizing your alpacas to wearing covers (winter coats) before they become a necessity. Also be sure to provide extra food during the colder months to help them keep warm. When the grass is very short, long (50mm) fiber from hay will help stimulate the rumen, which helps to produce heat and keep the animal warm. You should also plan to place your older and more vulnerable llamas in a paddock that provides good shade and shelter from wind/rain/sun/snow or whatever your local climate may throw at them. Camelids can be trained to spend their nights indoors, which can be a good way to keep them away from the worst weather. By making such housing routine, it prevents the stress induced by man-handling reluctant older and vulnerable animals into a shelter.



Wainui enjoys his warm winter coat and breakfast supplement

## Eyes

Old llamas can suffer from cataracts, and may go partly or completely blind. This is by no means the end for the affected animals. If you have “safe” paddocks in which they can live, the vision-impaired animal may be able to carry on for many years. As llamas are very social animals, you may find that a “friend” will look after them in the paddock. Sometimes this can be a bond between two llama/alpaca-friends, in other cases herds will often have an animal who task themselves with making sure the herd does not get scattered. They will go back to find and assist stragglers.

You may have to alter some aspects of your paddocks to make them safe for such animals, and more frequent checks of the herd may be needed to ensure the affected animal is continuing to cope well. (We have a friend whose small alpaca herd has a fun pair of wethers. One is mostly-blind, the other is completely deaf. The two are inseparable, and working together they safely navigate their way through life).

Llamas with vision impairments may need to be housed at night for their safety (along with a few friends, of course). Animals that cope well in full daylight may become much more nervous or agitated as light levels drop, and as such may need to be moved to safety before dusk.

## Leg Tendons (and other mobility problems)

Wear and tear on joint, tendons and other aspects of the muscular and skeletal systems can cause both pain and mobility problems. Llamas and alpacas can get arthritis.

A llama with “bad” legs might still live a long and happy life. In our experience we purchased a 16 year old female alpaca (who was probably 25% llama) as part of a whole-herd transfer. (See photo) When we got a good look at her forelegs we noticed that due to contraction of her tendons her fetlocks were nearly scraping the ground. “Poor thing,” we said, “she’s not likely to last through the winter.” But she lasted through that winter, and six more, before dying at age 23 of an unrelated condition. By keeping her in paddocks that were had a gentle contour she could cope even with a slow and awkward gait.

"Her front legs are so bent, it leaves her hips higher than her shoulders. While not quick on her feet, White Blaze lived another 6 happy years after this photo was taken



With leg issues, particularly arthritis, pain can become a significant issue. As camelids are notoriously stoic, it can be difficult to spot one suffering from chronic pain. An animal in pain might display a hunched posture, a reluctance to stand – which might be spotted as an animal that is kushed more often than the rest of the herd, have a change in gait (locomotion), show a loss of weight (because they cannot spend enough time grazing and foraging), or a drastic change in social status. We had one 8 year old wether that developed an early-onset arthritis, and it was clear that when the other boys began rambunctious play he was obviously afraid of body contact- the playful chest-butts and leg nips that playful boys enjoy. In his case we eventually had to have him euthanized, as he was both in constant pain, and he could no longer happily maintain social connection with his fellow camelids.

Having an outsider (either a veterinarian or another experienced camelid owner) assess your older animals periodically can be useful, as it can be easy to miss a slow incremental slide downwards in terms of mobility and discomfort, which a set of fresh eyes can spot instantly.

## **Parasites and Infection**

Fleece and teeth are not the only body functions that can slow down with age. So too, the immune system may struggle to cope with environmental challenges as it ages.

The most common problem is likely to arise from an increased vulnerability to internal parasites (worms). Older animals should be checked frequently to assess their body condition scores. An animal losing weight, presuming it has access to good feed and teeth sufficient to consume that feed, should be checked for parasites.

The ability to fight off infection can also be a problem. For an animal with a failing immune system even the smallest wound can degenerate into a potentially deadly infection.

## **Mental Decline**

Llamas and alpacas can get dementia, too. In severe cases you may have an animal that keeps losing its herd, wandering around, or seems to get lost in a paddock it has known for years. Management may involve keeping the affected animals in areas with few hazards, or in smaller paddocks where it cannot lose sight of its herd mates.

Social bonds remain important even in the elderly animals suffering mental decline, and if you want to ensure that they are in a good state of welfare you will need to keep them with friends.

In both of the above cases, in a large herd you may be able to split off a small sub-herd of “oldies” and other at-risk animals that can keep each other company. If you do this be sure not to break up any recognized strong friendships that will exist between some of your animals. Llamas are known to have these strong social connections, and will be badly stressed if taken away from their friend.

It is also a good idea to include some younger animals with a suitable temperament who will help look after the the oldies. Choose carefully!

## **Social Bonds**

Llamas should never be socially isolated. Putting an older animal in a pen might provide it with all the food and comfort it needs, but without access to its herd – to its friends – it is very likely to be stressed and unhappy. If it is necessary to pen an llama, include a friend or two. If it is not safe to have them all in the same pen, then have the companions in an adjacent pen.

## **Veterinary Care**

Like an older house pet, an aging llama will likely benefit from more frequent checks by your veterinarian. Minor issues which a younger animal could shrug-off might be life threatening for an older animal. Always seek advice, by phone even, if you have a concern. A small intervention, done early enough, could add years to an old llamas life.

Keep good records. Jotting down observations that seem inconsequential at the time (an animal kushing in an unusual way, or acting 'odd', etc.) might prove very helpful in knowing when the trouble started, and what other factors may be affecting the animal. You don't need to write a novel, just keep some notes.

## **Knowing when it is the end**

Don't let an old animal suffer.

It can be hard to let go. You are responsible for the welfare of your llamas. An animal that enters a slow slide downwards into worsening health can make it too easy to justify keeping it alive. Set a clear criteria for when a humane end is the right thing to do. Many animals will tell you when they are finished with life, you just have to be willing to listen. Of our 5 geriatric animals that have died in the last three years four passed away naturally, and one was helped along by our skilled and compassionate veterinarian.

## **In conclusion**

Caring for older animals does mean that you will have to occasionally sacrifice your own convenience for their welfare, and some llamas will require more of your time than others. Keep an extra-sharp eye on the “oldies”, and knowing when and how to intervene to ensure that their quality of life is maintained is important – and rewarding.

Thanks to Vicki Cordier and Barbara Christensen (Bv.S.C.) for their feedback and assistance in writing this article. And apologies for using alpaca photos as the examples, they are what I had to hand!



## Don't Give up - by Keith Payne

Some of you may have heard the story about Reina having her baby last year. One of the most emotional experiences i have had with a llama.

Reina is a tough old purebred guanaco, never had a needle in her life, always looks terrible as she will not let me close enough to brush out her fleece, but a wonderful mother who gives me strong healthy babies each year. This past year her baby was in breach and she spent 5 days rolling on the ground to turn it, she didn't ask for help so I let her go to it. On day 5 she stumbled up to me just after lunch and lay down - she was done in. I called the vet and walked her into the yards. She was exhausted, she lay down, slowly let her head fall to the ground, looked at me and said "I am now going to die" and closed her eyes.



I said " the hell you are" and sat with her and lifted her head onto my lap. The vet arrived in an hour, Dianne arrived shortly after that and while Reina lay in my arms they pulled the baby out.

Thinking he was dead but then finding him alive! Reina found the strength to stand up, sniffed the baby and then chased me out of the yards.



And she has not let me touch her again since



Her son Oscar,  
is a perfect  
specimen,  
strong and  
perfectly  
conformed

Another wonderful llama experience

# **NZLA WORKSHOP**

## **HANDLING LLAMAS**

**Presented by Keith Payne and Judy Webby**

**VENUE – RANGIORA SHOWGROUNDS (on the grounds in the horse pens area )**

**DATE – SEPTEMBER 24TH, 2016**

**TIME – 10:30 – 14:45**

**Cost – no charge for NZLA members, a \$10 contribution for non members**

### **TOPICS TO BE COVERED IN AN INFORMAL OUTDOOR, 'HANDS ON LLAMAS' TYPE OF PRESENTATION**

- young llamas
- female adult llamas
- gelded llamas
- entire male llamas
- facilities required
- equipment required
- approach required
- difficult llamas
- haltering, leading, toe nail maintenance
- packing and carting equipment and training ( brief overview and demonstration )
- fleece management – suri, double coat, woolly
- mating management discussion to cover selection, mating systems, supervision

**THIS WORKSHOP IS SPECIFICALLY DESIGNED FOR THOSE RELATIVELY NEW TO THE WORLD OF LLAMAS OR WHO ARE EXPERIENCING DIFFICULTY WITH SOME ASPECT OF LLAMA HANDLING. THE WORKSHOP WORKS BEST ON INTERACTION BETWEEN THE PRESENTERS AND THOSE ATTENDING. EXPERIENCED LLAMA OWNERS ARE ENCOURAGED TO ATTEND TO SHARE THEIR LLAMA EXPERIENCES. IF YOU WISH TO BRING ONE OF YOUR LLAMAS, PLEASE LET US KNOW SO WE CAN ORGANISE APPROPRIATE PENS**

**PLEASE CONTACT KEITH PAYNE FOR BOOKINGS:**

**03 319 8522**

**thepaynegang@mac.com**

**Note: there is a coffee shop on site however feel free to bring your own lunch and flask of tea**

# Herbal Remedies

## Infectious and Septic Conditions

**Aconite** :- First remedy to think of for symptoms such as sudden onset, fever, swelling and redness of mucous membranes. We may see a clear watery discharge. This can be caused by severe weather conditions or exposure to cold, dry wind. The llama is very restless, nervous, frantic with the pain and may be very anxious.

**Belladonna** :- a remedy for fever with a lot of dry heat, redness and congestion. The eyes look glazed and are often dilated. The llama may have nervous system symptoms like twitching, pain and convulsions. We may see symptoms like aggressiveness or irritability.

**Ferrum Phos** :- Indicated for early stages of inflammation. The onset is slow, is worse for touch and motion. The llama may be thin, weak and lethargic without a lot of other outstanding symptoms.

**Gunpowder** :- indicated in chronic infection, toxic states and septicemia. May be due to wounds and/or insect bites. We see a state of suppuration and fever. We may see deterioration in condition.

**Mercurius Sol** :- We may see severe inflammation of the mucous membranes. The discharges are yellow-green and foul smelling. The llama is weak, exhausted and very sensitive to cold and heat. The llama may appear bloated and perspires profusely. Any discharge is extremely offensive. We may observe a lot of salivation

**Pyrogenium** :- We see a septic state, especially in relation to the reproductive organs, Mostly indicated after the birth or due to retained placenta. We may also see a high fever and low pulse or vice versa. The llama is very restless and in pain with the symptoms. The discharges are horribly offensive.

# Advertising in Como Se Llama

Do you breed llamas for sale ?

Do you make things from their fibre ?

Do you run another business using your  
llamas ?

How about advertising in this newsletter ?

**We are offering half price adverts ! !**

What's the catch ?

Well... to get a half price advert, all you have to do is write an article for the magazine. Experiences you've had, a funny story, interesting vet visits, etc, etc. Even better if you have a photo to go with it.

---

## **upcoming events**

Monthly camelid events in the Lower North Island. Contact Judy Webby 06 362 6745 [judy@askjudy.co.nz](mailto:judy@askjudy.co.nz)

Bi-Monthly NZLA Committee meetings, Next one 5th September. Any items for the agenda to be sent to [secretary@llamas.org.nz](mailto:secretary@llamas.org.nz) by the Friday prior to the meeting

Handing and care workshop Rangiora A&P Showground. 24th Sept. 10:30 - 14:45. Further information available from Keith Payne 03 319 8522 [thepaynegang@mac.com](mailto:thepaynegang@mac.com)

Canterbury Show 9th to 11th Nov. Convenor Keith Payne 03 319 8522 [thepaynegang@mac.com](mailto:thepaynegang@mac.com) (classes on the 10<sup>th</sup> and 11<sup>th</sup> only)

AGM 6th May 2017 in the South Island. Venue TBA

## 2016 committee

**President** - Brenda McLean 03 417 7460  
windermere@unifone.net.nz 759 Adams Flat Road RD2 Milton  
Otago

**Vice President** - Peter Webster 09 4077 107  
insleyjulie@gmail.com 38 Shirley Rd, RD2, Kerikeri 0295

**Secretary/Treasurer** Judy Webby 06 362 6745  
judy@askjudy.co.nz 8 Witako St RD31 Levin

### **Committee**

Julie Insley 09 4077 107 insleyjulie@gmail.com

38 Shirley Rd, RD2, Kerikeri 0295

Ruth Bradwell 04 5263304 rhilary1@gmail.com

167D Parkes Line Rd, Upper Hutt 5018

Simon Gurnsey 03 329 9115 simon@simongurnsey.net

Zephyr Terrace, Governors Bay, Christchurch

### **Newsletter Editor**

Kevin and Lynn Cole 03 319 5033 admin@llamatrekking.co.nz

12 Kowhai Ford Road, RD1 Kaikoura 7371

**DEADLINES** for the NEWSLETTER, published quarterly are:

**SUMMER** Dec 15, **AUTUMN** March 15, **WINTER** June 15, **SPRING** Sept 15

All copy for publication in this newsletter is to be forwarded to the Editor by mail or email, by the deadline above. No responsibility can be taken for errors or omissions. SAE must be provided if you wish your posted article/photos returned.

Advertising is available at a cost of - Members: back cover \$50 colour, \$45 full page colour, \$22.50 half page colour . (Non members \$25 extra) payment and cheque's are to be made out to NZLA inc. Please note that opinions expressed and articles appearing in the newsletter are those of the contributors and are not necessarily the views of the Executive or of the editor.

©New Zealand Llama Association 2016



